









SWAB GUIDE

PATHOGENS	SITE	SWAB DESCRIPTION	FEATURES	INSTRUCTIONS	NOT SUITABLE FOR
Bacteria & Yeasts For Microscopy, Culture and Sensitivity	Any	Blue top 	Regular Tip General Plastic Swab Cat. Code 682309	Use swab attached to blue lid to sample infected area for culture. Place swab into culture tube.	PCR
	Urethra	Orange top 	Mini Tip Urethra Wire Swab Cat. Code 601362	Gently insert swab into lower end of urethra. Rotate swab then place into culture tube.	PCR
Viruses, Pertussis and Atypical Bacteria by PCR (Polymerase Chain Reaction) Herpes Multiplex PCR (HSV 1 & 2, VZV), Influenza A&B, RSV, Other respiratory viruses, Adenovirus, <i>Bordetella</i> , Enterovirus, <i>Legionella</i> , <i>Mycoplasma genitalium</i> , <i>Chlamydia pneumoniae</i> , Syphilis	Any	Red top 	Regular Tip Dry Flocked Cat. Code 684738	Collect as much material as possible. For vesicular lesions: break vesicle and scrape base of lesion with swab. If dry lesion: wet swab with sterile water or saline. Respiratory viruses: nasal swab is better than throat.	Culture
	Nasopharyngeal	Orange top 	Mini Tip Flexible Dry Flocked Cat. Code 684739	Insert swab into nose and slide along floor of the nasal cavity approx the length of the patients index finger. Columnar epithelial cells (nasopharyngeal) required for B. pertussis diagnosis.	Culture
C. trachomatis & N. gonorrhoeae APTIMA® NAAT ("PCR") (Nucleic acid amplification testing).	Throat Eye Genital (unisex)		Aptima® Mini Tip White/blue tube with buffer Cat. Code 678715	Use white swab to clean cervix if required and discard. Take specimen with blue swab. Place blue swab into buffer as soon as possible. Break at the scored point. <u>Do not pierce foil top.</u>	Culture
	Vaginal Self Collection		Aptima® Multi Test Pink tube with buffer Cat. Code 684737	Instruct patient to insert swab into her vagina. Place pink swab into buffer as soon as is practicable. Break at the scored point. <u>Do not pierce foil top.</u>	Culture
	Urine		Aptima® Urine Tube and Pipette Cat. Code 678714	Patient to collect first part of urine stream (20ml) into yellow topped container. Transfer 2ml into buffered tube as soon as possible and within 24 hours. <u>Do not pierce foil top.</u>	Culture
Unisex STI Pack MC&S (Microscopy, culture and sensitivity testing). Bacteria <i>N. gonorrhoeae</i> Yeasts APTIMA® NAAT ("PCR") (Nucleic acid amplification testing).			Mini Tip Genital + Mini Tip Urethra Cat. Code 684741	Pack contains Aptima® mini tip genital pack AND 1 mini tip urethra (orange top) swab. Use white swab from Aptima® kit to clean cervix if required and discard swab. Use Aptima® blue swab to swab cervix or urethra as required. Place blue swab into white capped tube with buffered solution and label. Use orange topped swab to sample area for culture. Place into culture tube. Send both swabs to the lab.	